



Alveolar polycarbonate luminary panel

Alveolar polycarbonate luminary panel folded in the shape of TOP ROOF thermo-insulating panels, with UV outer protection, ensuring a good ratio between lighting and thermal transfer.



PANEL SECTION

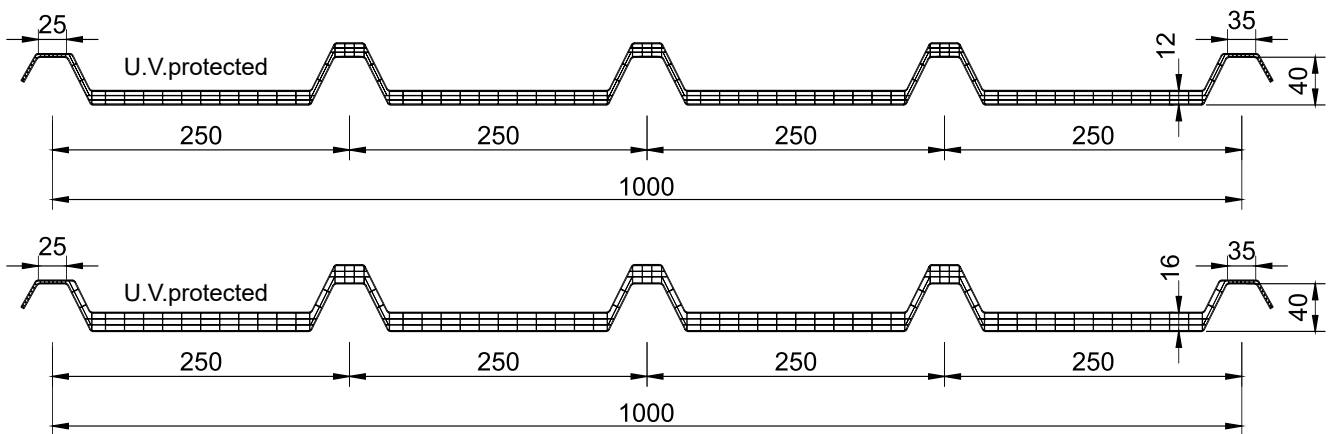
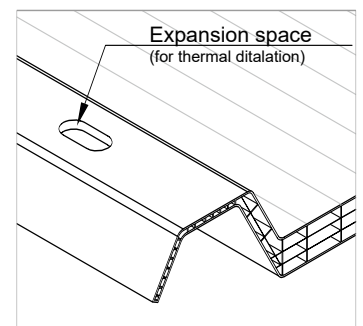
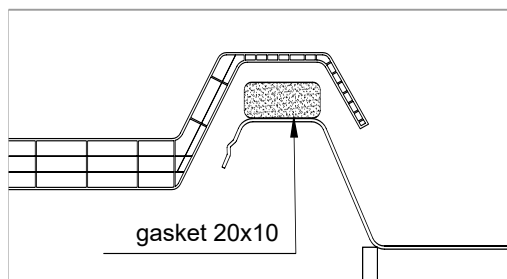
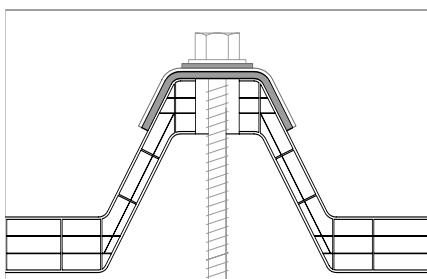


Table of permissible loadings**

Maximum values guaranteed for the distances (l), between two supports for a luminary panel, from alveolar polycarbonate, installed between two steel exterior side panels.

G (mm)	Loadings (daN/m ²)						
	70	80	100	120	150	180	200
12	2,80	2,60	2,40	2,20	2,00	1,80	1,60

FIXING WITH CAP



** The company reserves the right to make the necessary modifications or improvements to its products, at any time, without being subject to prior notice.